

NAVI KITCHEN



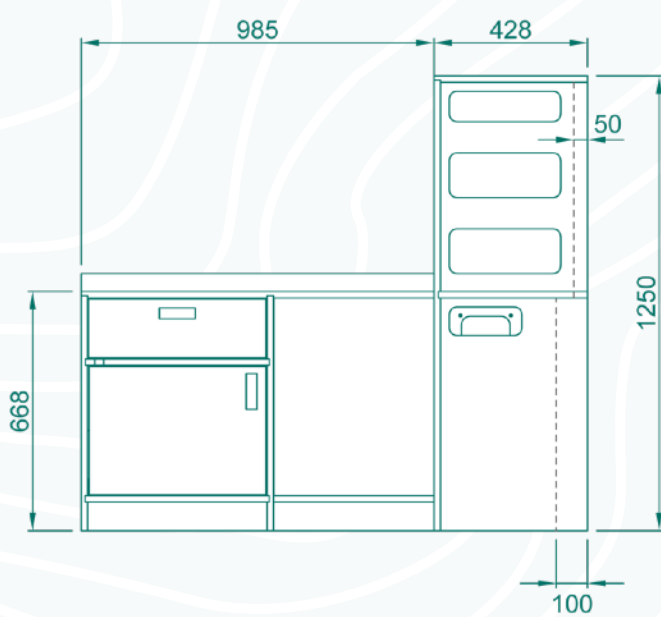
Feature	Details	Size (WxDxH)
Frame	18mm & 12mm Birch Plywood	1413x382x1250mm
Drawers	12mm Birch Plywood with Oak Handle & Klug Hardware	460x250x80mm
LHS Cupboard	18mm Birch Plywood Door on Blum Soft Close Hinges	500x335x460mm
Centre Cupboard	Under sink storage, access via cupboard 1	447x335x460mm
RHS Cupboard	Used for electrical system, access limited to rear hatch. Size varies depending on fitting.	440x345x460mm
Top Cubby	Open faced cubby hole	416x240x160mm
2nd Cubby	Open faced cubby hole	416x240x200mm
3rd Cubby	Open faced cubby hole	416x240x200mm
Bottom Cubby	Open faced cubby hole	250x285x155mm
		Cost see Price List

STANDARD UNIT

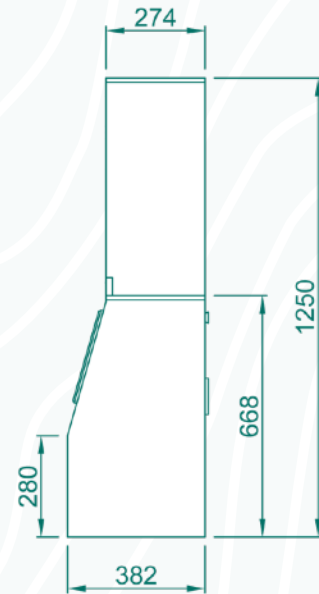
Feature	Details	Cost
Oak Plywood	18mm Oak Veneer Plywood Worktop & Frame	see Price List
Finishing	All Parts Sanded, Frame Oiled with Osmo Polyx-Oil, Doors and fixed panels painted with choice of Farrow & Ball Estate Eggshell Paint	see Price List
Assembly	Fully assembled for collection.	see Price List
Water Kit	Reginox Comfort Mini Sink, Microswitch Tap, Whale Submersible Pump, 12L Fresh & Waste Water Containers, Hoses & SS Jubilee Clips	see Price List

ADD-ONS

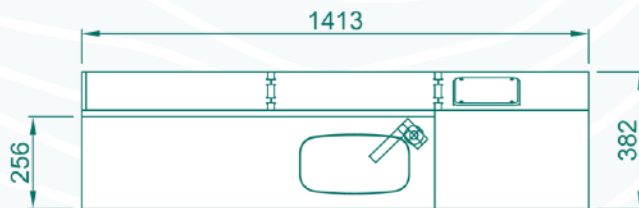
KEY DIMENSIONS



Navi Front View



Navi Left View



Navi Plan View

